

# 2020-21 Texas Academic Performance Report(TAPR)

District Name: HURST-EULESS-BEDFORD ISD

Campus Name: BELL H S

Campus Number: 220916001

2021 Accountability Rating: Not Rated: Declared State of Disaster

This page is intentionally blank.





Texas Education Agency  
2020-21 STAAR Performance (TAPR)  
BELL H S (220916001) - HURST-EULESS-BEDFORD ISD - TARRANT COUNTY

Due to the cancellation of spring 2020 STAAR, 2021 and 2019 STAAR data are shown.

	School Year	Sub	Dist	Camps	African American	Hispanic	White	American Indian	Asian	Pacific Islander	Two or More Races	Special Ed (Con)	Special Ed (Fome)	Continuoly Enrolled	Non-Continuoly Enrolled	Econ Disadv	EB/EL (Cent & Monitied)
At Masters Grade Level	2021	18%	25%	17%	0%	7%	19%	-	54%	*	11%	0%	-	18%	11%	6%	0%
	2019	26%	36%	6%	10%	6%	0%	-	*	*	*	*	*	*	6%	4%	6%
All Grades Science																	
At Approaches Grade Level or Above	2021	71%	80%	63%	50%	53%	84%	-	100%	*	*	76%	-	67%	60%	57%	43%
	2019	81%	90%	70%	72%	69%	82%	*	*	*	*	69%	-	82%	66%	73%	60%
At Meets Grade Level or Above	2021	44%	55%	33%	13%	20%	58%	-	100%	*	*	47%	-	47%	21%	23%	8%
	2019	54%	69%	30%	28%	19%	45%	*	*	*	*	56%	-	41%	25%	22%	13%
At Masters Grade Level	2021	20%	27%	11%	0%	3%	21%	-	80%	*	*	12%	-	11%	11%	5%	3%
	2019	25%	37%	2%	0%	4%	0%	*	*	*	*	6%	-	6%	0%	0%	0%
All Grades Social Studies																	
At Approaches Grade Level or Above	2021	73%	81%	94%	89%	95%	95%	*	98%	100%	100%	65%	100%	96%	88%	92%	85%
	2019	81%	90%	97%	94%	97%	97%	*	100%	86%	100%	93%	89%	98%	91%	95%	89%
At Meets Grade Level or Above	2021	49%	58%	82%	70%	76%	87%	*	94%	100%	93%	46%	76%	86%	63%	75%	55%
	2019	55%	69%	85%	74%	80%	92%	*	97%	71%	84%	63%	78%	90%	69%	77%	52%
At Masters Grade Level	2021	29%	37%	57%	43%	44%	67%	*	79%	33%	76%	22%	47%	62%	33%	45%	22%
	2019	33%	47%	63%	48%	55%	71%	*	80%	29%	69%	32%	56%	67%	46%	50%	22%

\* Indicates results are masked due to small numbers to protect student confidentiality.

- Indicates there are no students in the group.

Texas Education Agency  
 2018-19 Progress (TAPR)  
 BELL H S (220916001) - HURST-EULESS-BEDFORD ISD - TARRANT COUNTY

Due to the cancellation of spring 2020 STAAR, 2019 and 2018 progress data are shown.

	School Year	State	District	Campus	African American	Hispanic	White	American Indian	Asian	Pacific Islander	Two or More Races	Special Ed (Con)	Special Ed (Fome)	Continuoly Enrolled	Non-Continuoly Enrolled	Econ Disadv	EB/EL (Con & Monied)
	School Progress				Domain - Academic Growth				Score by Grade and Subject								
End of Course English II	2019	69	69	67	63	63	72	67	72	*	74	61	57	68	65	61	



\* Indicates results are masked due to small numbers to protect student confidentiality.

- Indicates there are no students in the group.

Blank cell indicates there are no data available in the group.










Texas Education Agency  
 2020-21 Attendance, Graduation, and Dropout Rates (TAPR)  
 BELL H S (220916001) - HURST-EULESS-BEDFORD ISD - TARRANT COUNTY

	State	District	Campus	African American	Hispanic	White	American Indian	Asian	Pacific Islander	Two or More Races	Special Ed	Econ Disadv	EB/EL
Class of 2020	87.8%	90.2%	96.9%	98.1%	96.6%	95.9%	*	100.0%	100.0%	96.9%	40.5%	95.4%	94.7%
Class of 2019	87.6%	87.6%	96.9%	97.9%	94.7%	97.7%	83.3%	98.0%	100.0%	100.0%	43.2%	95.7%	92.5%










Texas Education Agency  
 2020-21 CCMR-Related Indicators (TAPR)  
 BELL H S (220916001) - HURST-EULESS-BEDFORD ISD - TARRANT COUNTY

	Academic Year	State	District	Camps	African American	Hispanic	White	American Indian	Asian	Pacific Islander	Two or More Races	Special Ed	Econ Disadv	EB/EL
<b>TSIA Results (Grade 5 &gt;= Criterion) (Annual Grade 5)</b>														
Reading	2019-20	30.1%	36.8%	53.8%	33.6%	46.6%	63.9%	*	66.1%	16.7%	60.0%	9.5%	42.5%	9.3%
	2018-19	33.4%	33.9%	42.7%	34.0%	44.6%	48.1%	16.7%	25.5%	50.0%	38.9%	6.8%	38.8%	2.4%
Mathematics	2019-20	21.2%	33.0%	47.9%	38.3%	39.9%	53.4%	*	67.8%	16.7%	50.0%	4.8%	39.0%	11.6%
	2018-19	24.7%	28.0%	35.4%	31.1%	38.0%	35.4%	16.7%	37.3%	50.0%	30.6%	2.3%	39.5%	16.7%
Both Subjects	2019-20	16.4%	27.3%	41.7%	26.2%	34.1%	49.0%	*	59.3%	0.0%	50.0%	4.8%	31.8%	7.0%
	2018-19	18.8%	21.8%	29.2%	21.4%	32.9%	30.5%	16.7%	21.6%	50.0%	27.8%	2.3%	30.6%	2.4%
<b>Completed and Received Credit for College Prep Coss (Annual Grade 5)</b>														
English/Language/Arts	2019-20	7.3%	0.0%	0.0%	0.0%	0.0%	0.0%	*	0.0%	0.0%	0.0%	0.0%	0.0%	0.0%
	2018-19	5.1%	0.0%	0.0%	0.0%	0.0%	0.0%	0.0%	0.0%	0.0%	0.0%	0.0%	0.0%	0.0%
Mathematics	2019-20	9.7%	0.0%	0.0%	0.0%	0.0%	0.0%	*	0.0%	0.0%	0.0%	0.0%	0.0%	0.0%
	2018-19	7.3%	0.0%	0.0%	0.0%	0.0%	0.0%	0.0%	0.0%	0.0%	0.0%	0.0%	0.0%	0.0%
Both Subjects	2019-20	4.2%	0.0%	0.0%	0.0%	0.0%	0.0%	*	0.0%	0.0%	0.0%	0.0%	0.0%	0.0%





Texas Education Agency  
 2020-21 CCMR-Related Indicators (TAPR)  
 BELL H S (220916001) - HURST-EULESS-BEDFORD ISD - TARRANT COUNTY

	Academic Year	State	District	Camps	African American	Hispanic	White	American Indian	Asian	Pacific Islander	Two or More Races	Special Ed	Econ Disadv	EB/EL
Social Studies	2020	52.3%	71.7%	77.8%	64.3%	73.3%	80.1%	-	86.4%	-	78.9%	*	77.0%	-
	2019	46.3%	72.2%	77.0%	78.8%	75.3%	77.0%	*	82.5%	-	64.7%	*	75.9%	*
<b>SAT/ACT Results (Annual Grades)</b>														
Tested	2019-20	76.7%	54.9%	60.9%	73.8%	47.6%	61.8%	*	83.1%	16.7%	66.7%	7.1%	51.5%	48.8%
	2018-19	75.0%	59.8%	67.2%	72.8%	51.2%	71.1%	83.3%	94.1%	50.0%	72.2%	11.4%	58.5%	31.0%
At/Above Criterion for All Examinees	2019-20	35.7%	57.3%	59.9%	38.0%	49.5%	68.9%	-	83.7%	*	55.0%	*	44.3%	9.5%
	2018-19	36.1%	52.0%	55.8%	21.3%	47.7%	68.0%	100.0%	75.0%	*	46.2%	40.0%	32.0%	0.0%
<b>Average SAT Score (Annual Grades)</b>														
All Subjects	2019-20	1019	1108	1111	995	1073	1160	-	1196	*	1107	*	1027	879
	2018-19	1027	1102	1116	989	1083	1163	1166	1187	*	1080	1050	1040	809
English Language Arts and Writing	2019-20	513	556	560	499	543	586	-	594	*	557	*	516	431
	2018-19	517	553	561	499	538	592	590	576	*	550	532	517	389
Mathematics	2019-20	506	552	551	496	530	573	-	602	*	550	*	511	449
	2018-19	510	549	555	489	545	571	576	611	*	530	518	523	420
<b>Average ACT Score (Annual Grades)</b>														
All Subjects	2019-20	20.2	23.0	23.3	19.8	22.0	24.1	-	27.0	-	25.9	*	20.6	15.0
	2018-19	20.6	22.4	22.6	18.7	21.1	24.1	*	24.0	*	22.8	*	20.1	14.2
English Language Arts	2019-20	19.9	22.9	23.3	19.3	21.9	24.1	-	27.8	-	25.9	*	20.2	13.9
	2018-19	20.3	22.3	22.5	18.1	21.1	24.3	*	23.7	*	22.8	*	19.6	12.2
Mathematics	2019-20	20.1	22.7	22.8	19.6	22.0	23.4	-	25.6	-	25.9	*	20.2	14.9
	2018-19	20.4	22.0	22.1	18.7	20.9	23.3	*	24.1	*	22.3	*	20.2	16.0
Science	2019-20	20.5	23.0	23.4	20.2	22.1	24.2	-	25.9	-	25.1	*	21.1	16.7
	2018-19	20.8	22.4	22.6	19.5	21.2	24.0	*	23.7	*	22.6	*	20.7	15.6



Texas Education Agency  
 2020-21 Student Information (TAPR)  
 BELL H S (220916001) - HURST-EULESS-BEDFORD ISD - TARRANT COUNTY

Student Information	Membership				Enrollment			
	Camps		Direct		Camps		Direct	
	Count	Percent	Count	Rate	Count	Percent	Count	Rate
Total Students	2,289	100.0%	22,884	5,359,040	2,291	100.0%	22,962	5,371,586
Students by Grade:								
Early Childhood Education	0	0.0%	0.4%	0.3%	0	0.0%	0.7%	0.4%
Pre-Kindergarten	0	0.0%	2.4%	3.7%	0	0.0%	2.4%	3.7%
Kindergarten	0	0.0%	7.1%	6.7%	0	0.0%	7.1%	6.7%
Grade 1	0	0.0%	7.3%	7.1%	0	0.0%	7.3%	7.1%
Grade 2	0	0.0%	7.3%	7.1%	0	0.0%	7.3%	7.1%
Grade 3	0	0.0%	7.3%	7.1%	0	0.0%	7.3%	7.1%
Grade 4	0	0.0%	7.2%	7.2%	0	0.0%	7.2%	7.2%
Grade 5	0	0.0%	7.7%	7.4%	0	0.0%	7.7%	7.4%
Grade 6	0	0.0%	7.8%	7.7%	0	0.0%	7.8%	7.9%
Grade 7	0	0.0%	7.7%	7.9%	0	0.0%		



Texas Education Agency  
 2020-21 Student Information (TAPR)  
 BELL H S (220916001) - HURST-EULESS-BEDFORD ISD - TARRANT COUNTY



Student Information	Enrollment			
	Count	Percent	Direct	State
Homeless	8	1.2%	2.2%	1.1%
Immigrant	0	3.1%	5.0%	2.0%
Migrant	0	0.0%	0.0%	0.3%
Title I	6	1.1%	44.3%	64.5%
Military Connected	2	2.7%	2.2%	2.7%
At-Risk	2	24.6%	43.6%	49.1%
Students by Instructional Program:				
Bilingual/ESL Education	5	8.5%	17.2%	20.9%
Gifted and Talented Education	1	1.7%	6.7%	8.3%
Special Education	3	5.1%	11.1%	13.3%
Students with Disabilities	3	5.1%	11.1%	13.3%

179

Texas Education Agency  
 2020-21 Student Information (TAPR)  
 BELL H S (220916001) - HURST-EULESS-BEDFORD ISD - TARRANT COUNTY

Class Information	Camps	Direct	State
<b>Elementary</b>			
Kindergarten	-	19.5	17.7
Grade 1	-	20.2	18.0
Grade 2	-	20.2	18.0
Grade 3	-	20.6	18.2
Grade 4	-	18.2	18.3
Grade 5	-	19.8	19.8
Grade 6	-	23.5	19.4
<b>Secondary</b>			
English/Language Arts	14.7	17.6	15.7
Foreign Languages	14.3	19.3	17.8
Mathematics	20.6	20.4	16.9
Science	17.4	20.6	17.9
Social Studies	19.2	22.1	18.3

Texas Education Agency  
2020-21 Staff Information (TAPR)  
BELL H S (220916001) - HURST-EULESS-BEDFORD ISD - TARRANT COUNTY



Texas Education Agency  
 2020-21 Staff Information (TAPR)  
 BELL H S (220916001) - HURST-EULESS-BEDFORD ISD - TARRANT COUNTY

Staff Information	----- Camps -----		District	State
	Count	Percent		

Texas Education Agency  
2020-21 Staff Information (TAPR)